

Project Name: _____	
Location: _____	
Item #: _____	Qty: _____


Model: EVO50

EVO50



Standard Features

- Front loading undercounter dishwasher
- Electronic Control
- Clearance 340 mm
- Basket size 500 x 500 mm
- 5 washing cycles (1- 2 - 3 - 4 - 10 min)
- Rack/h 60 - 30 - 18 - 15
- Temperature wash 85°C / rinse 60°C
- 0.75 hp wash pump
- Low water consumption 2.8 liters
- Simple to use
- LED waterproof buttons
- Digital display
- Thermostop sytem
- Soft start system
- Smart self auto diagnostic system



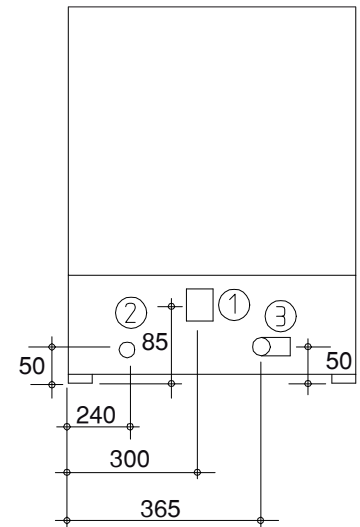
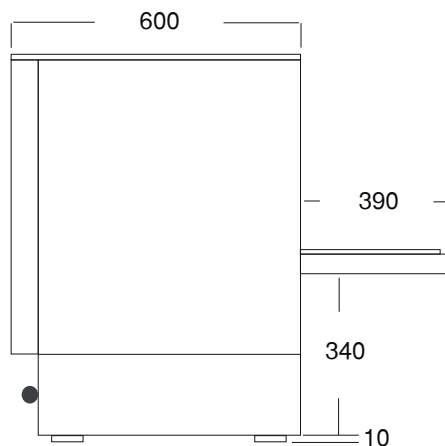
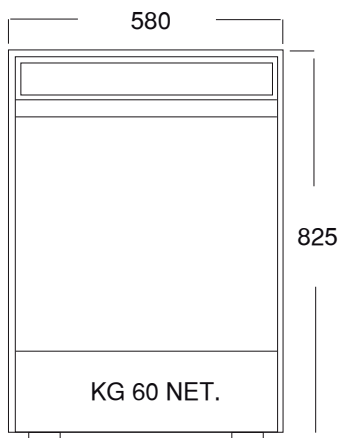
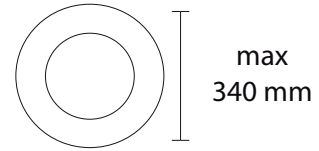
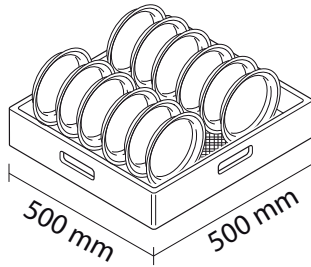
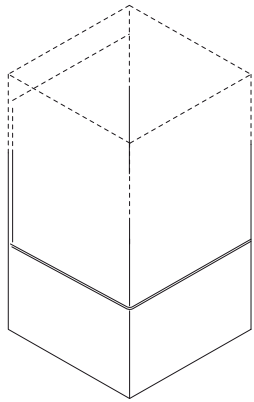
- Single insulated panels
- Double insulated door
- Separate double washing & rinse
- Interior / exterior INOX 304
- Reinforced door hinges
- Robust structure
- Easy access to service

Optionals and Accessories

- Inox stainless steel wash arms
- Detergent peristaltic pump
- Rinse aid peristaltic pump
- Rinse pressure pump
- Automatic self cleaning drain pump



CE	WRAS APPROVED PRODUCT	Approvals: _____	Available at: _____
-----------	------------------------------------	------------------	---------------------



TECHNICAL SPECIFICATION

*measures expressed in mm

Model/Modello	EVO50
Interface Type/Interfaccia	Electronic
Clearance/Passaggio Utile	340 mm
Cycle/Ciclo	1-2-3-4-10 min
Rinse Aid Dispenser/Dosatore Brillatante	✓
Detergent Dispenser/Dosatore Detergente	•
Drain Pump/Pompa Scarico	•
Thermostop System/Sistema Thermostop	✓
Soft Start Cycle/Partenza Soft Ciclo	✓
Temperature Display/Display Temperatura	✓
Smart Self Diagnostics/Diagnostica Smart	✓
Tank Capacity/Capacità Vasca	24 lt.
Boiler Capacity/Capacità Boiler	7 lt.
Tank Heater/Resistenza Vasca	2,8 kW
Boiler Heater/Resistenza Boiler	2,8 kW - 6kW
Power Supply/Alimentazione Elettrica	230V/1N - 400V/3N
Washing Pump/Pompa Lavaggio	0,55 kW/0.75hp
Max. Power Rating/Assorbimento Max.	15 Amp/3,4 kW 230V/1N 9.6 Amp/6,6 kW 400V/3N
Inlet Pressure/Pressione di Alimentazione	2 ÷ 4 bar
Weight/Peso	60 Kg
Water Consumption/Consumo Acqua	2,8 lt./cycle**
Standard Equipment/Dotazione Standard	2 Racks (Univ+Plate) 1 Cutlery Cont.
Hour Production/Produzione Oraria	60 - 30 - 18 - 15 racks/h* 1080 - 540 - 324 - 270 plates/h*

- ① ELECTRICAL CONNECTION
- ② WATER CONNECTION
- ③ WATER DRAIN



* 55°C inlet water temp. ✓ included/incluso n/a not available
 ** 2 bars inlet water pressure. • optional